

# Liberty Pumps®

## 450-Series

### Submersible Sump Pumps

**1/2 hp  
1-1/2" Discharge  
3/8" Solids Handling**

#### Features:

- Vortex style impeller permits passage of solids without clogging
- Polypropylene and powder coated aluminum construction
- Stainless steel rotor shaft
- All fasteners – non-corrosive stainless steel
- Oil-filled, hermetically sealed motors with thermal overload protection
- Permanently lubricated upper and lower bearings
- Quick-disconnect 10' standard power cord allows replacement of cord in seconds without breaking seals to motor. (25' length optional)

Deep Finned Powder Coated Aluminum Motor Housing. Provides 225% more cooling capacity than cast iron housings!

**Energy Saving! Model**  
Efficient motor design reduces electrical usage by up to **40%**



MODEL  
457 VMF



#### Models:

450 Manual

451 Mercury-free float, integrally wired, with quick disconnect feature

453 Mercury-free float, with series plug

457 VMF, Vertical Magnetic Float

innovate. evolve.

# 450-SERIES

## SUBMERSIBLE SUMP PUMPS

### ALL MODELS FEATURE

- Vortex style impeller permits passage of solids without clogging. Made of high temp engineered thermoplastic.
- Polypropylene and powder coated aluminum construction.
- Stainless steel rotor shaft.
- All fasteners – non-corrosive stainless steel.
- Oil-filled, hermetically sealed motors with thermal overload protection.
- Permanently lubricated upper and lower bearings.
- Quick-disconnect 10' standard power cord allows replacement of cord in seconds without breaking seals to motor. (25' length optional) For 25' cord option, add a "-2" suffix to model number. Example: 451-2 for Model 451 with 25' cord.
- Removable base allows suction down to 1/8"
- **3 YEAR LIMITED WARRANTY**

### DIMENSIONAL DATA:

**Weight:** 12.5 LBS.

**Height:** 12.5"

**Major Width:** 9.6"

**Minimum Sump Diameter:** 14" (10" on Model 457)

### MOTOR SPECIFICATIONS

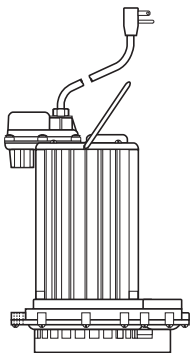
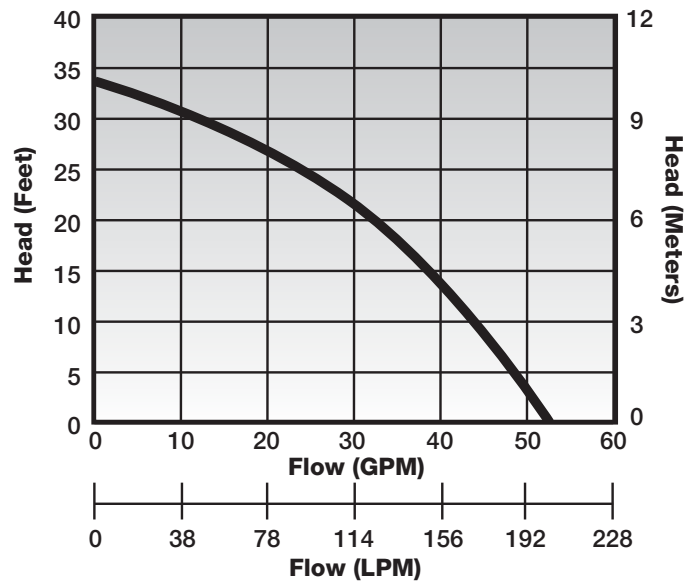
1/2 hp. 60Hz

115V 3450 RPM

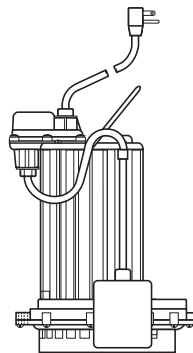
7.5a Oil Filled; Thermally Protected

**Maximum Fluid Temperature 140 Degrees F.**

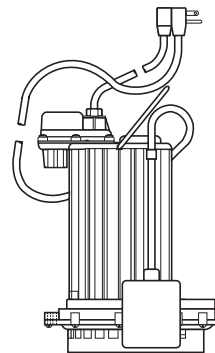
### PERFORMANCE CURVE 60Hz



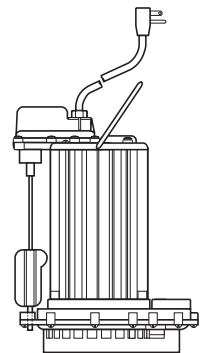
**Model 450**  
Manual, no switch



**Model 451**  
Quick-disconnect  
Wide-angle float



**Model 453**  
Wide-angle float  
with series plug  
allows for manual  
operation of pump



**Model 457 VMF**  
VMF Switch,  
magnetically operated  
for smaller pits down  
to 10" diameter



Specifications subject to change without notice.